

#	USA State ↑↓	Total Cases ↓↑	New Cases ↑↓	Total Deaths ↑↓	New Deaths ↑↓	Total Recovered ↑↓	Active Cases ↑↓	Tot Cases/ 1M pop ↑↓	Deaths/ 1M pop ↑↓	Total Tests
	USA Total	47,916,190		783,565		37,918,301	9,214,324	144,761	2,367	720,8
1	California (/coronavirus/usa/california/)	4,877,892		73,305		N/A	N/A	123,453	1,855	106,6
2	Texas (/coronavirus/usa/texas/)	4,282,985		73,226		4,133,316	76,443	147,710	2,525	46,4
3	Florida (/coronavirus/usa/florida/)	3,716,608		60,698		3,444,079	211,831	173,045	2,826	42,6
4	New York (/coronavirus/usa/new-york/)	2,712,085		57,493		2,267,260	387,332	139,413	2,955	78,2
5	Illinois (/coronavirus/usa/illinois/)	1,735,568		28,986		1,623,107	83,475	136,963	2,287	37,0
6	Georgia (/coronavirus/usa/georgia/)	1,647,265		29,861		1,274,842	342,562	155,147	2,812	17,1
7	Pennsylvania (/coronavirus/usa/pennsylvania/)	1,644,848		32,401		1,513,260	99,187	128,484	2,531	19,1

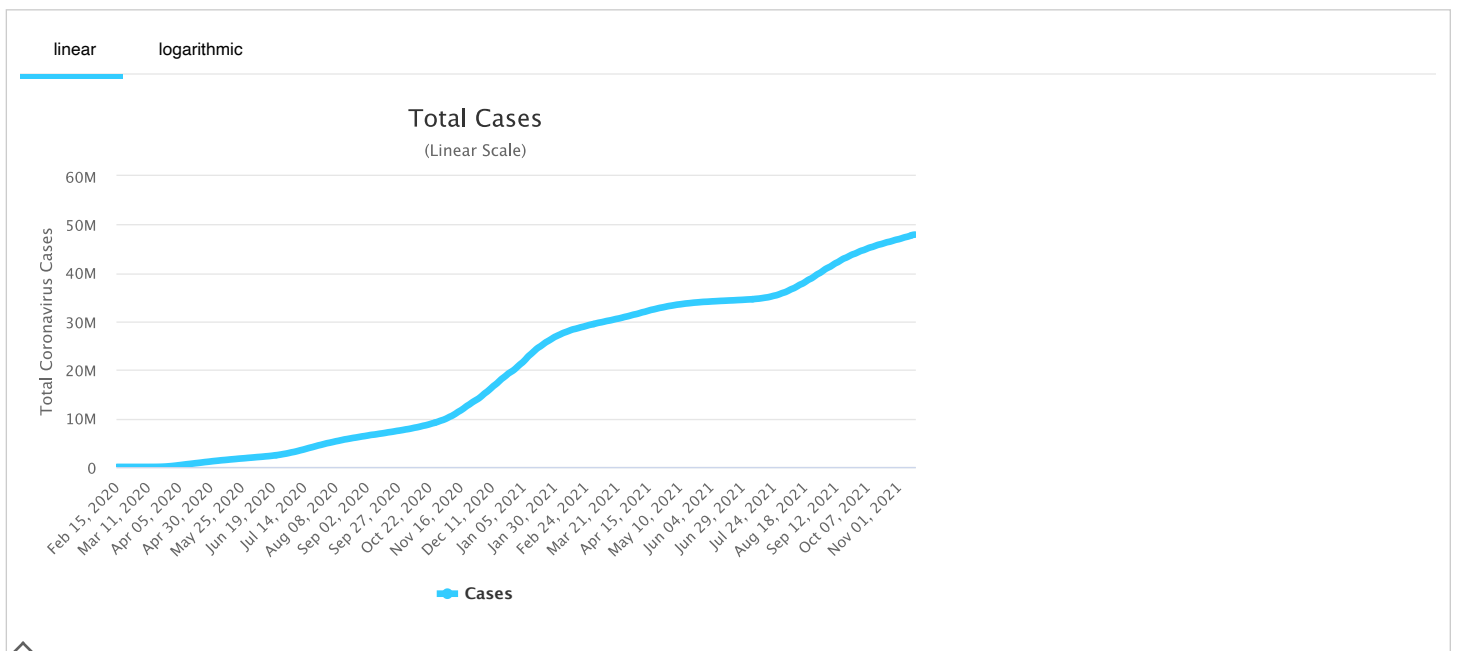


8										
9	North Carolina (/coronavirus/usa/north-carolina/)	1,501,801		18,411		1,454,082	29,308	143,191	1,755	19,6
10	Michigan (/coronavirus/usa/michigan/)	1,346,868		24,308		1,026,195	296,365	134,864	2,434	18,7
11	Tennessee (/coronavirus/usa/tennessee/)	1,294,801		16,668		1,266,422	11,711	189,598	2,441	10,4
12	New Jersey (/coronavirus/usa/new-jersey/)	1,218,406		28,172		1,107,068	83,166	137,174	3,172	15,9
13	Arizona (/coronavirus/usa/arizona/)	1,214,419		21,653		1,112,211	80,555	166,845	2,975	6,1
14	Indiana (/coronavirus/usa/indiana/)	1,049,575		17,088		979,062	53,425	155,903	2,538	14,8
15	Virginia (/coronavirus/usa/virginia/)	944,138		14,355		N/A	N/A	110,613	1,682	14,2
16	Wisconsin (/coronavirus/usa/wisconsin/)	913,237		9,641		N/A	N/A	156,848	1,656	11,8
17	South Carolina (/coronavirus/usa/south-carolina/)	906,945		13,983		790,069	102,893	176,150	2,716	12,0
18	Massachusetts (/coronavirus/usa/massachusetts/)	873,281		19,159		N/A	N/A	126,700	2,780	32,1
19	Missouri (/coronavirus/usa/missouri/)	871,996		13,160		710,326	148,510	142,078	2,144	11,0
20	Alabama (/coronavirus/usa/alabama/)	839,695		15,981		N/A	N/A	171,255	3,259	6,1
21	Minnesota (/coronavirus/usa/minnesota/)	832,610		9,120		800,241	23,249	147,636	1,617	14,1
22	Colorado (/coronavirus/usa/colorado/)	781,960		8,886		583,428	189,646	135,787	1,543	12,5
23	Louisiana (/coronavirus/usa/louisiana/)	764,354		14,685		N/A	N/A	164,420	3,159	11,2
24	Kentucky (/coronavirus/usa/kentucky/)	759,953		10,214		N/A	N/A	170,100	2,286	10,1
25	Washington (/coronavirus/usa/washington/)	753,340		8,981		317,807	426,552	98,930	1,179	9,8
26	Oklahoma (/coronavirus/usa/oklahoma/)	653,624		11,072		635,643	6,909	165,183	2,798	4,6
27	Maryland (/coronavirus/usa/maryland/)	571,625		11,061		N/A	N/A	94,551	1,830	14,5

28										
29	Iowa (/coronavirus/usa/iowa/)	539,409		7,166		465,549	66,694	170,966	2,271	6,8
30	Arkansas (/coronavirus/usa/arkansas/)	519,760		8,567		505,911	5,282	172,231	2,839	5,3
31	Mississippi (/coronavirus/usa/mississippi/)	508,469		10,187		493,096	5,186	170,848	3,423	4,0
32	Nevada (/coronavirus/usa/nevada/)	459,878		7,808		417,458	34,612	149,303	2,535	5,4
33	Kansas (/coronavirus/usa/kansas/)	447,794		6,618		411,172	30,004	153,706	2,272	1,8
34	Connecticut (/coronavirus/usa/connecticut/)	407,750		8,809		385,232	13,709	114,367	2,471	12,0
35	Oregon (/coronavirus/usa/oregon/)	378,174		4,750		321,833	51,591	89,663	1,126	7,7
36	Idaho (/coronavirus/usa/idaho/)	299,576		3,735		130,534	165,307	167,636	2,090	2,1
37	Nebraska (/coronavirus/usa/nebraska/)	296,106		3,048		N/A	N/A	153,073	1,576	4,0
38	New Mexico (/coronavirus/usa/new-mexico/)	292,078		5,169		252,155	34,754	139,295	2,465	5,0
39	West Virginia (/coronavirus/usa/west-virginia/)	283,075		4,610		271,707	6,758	157,953	2,572	4,3
40	Montana (/coronavirus/usa/montana/)	184,394		2,479		174,554	7,361	172,528	2,319	2,0
41	Rhode Island (/coronavirus/usa/rhode-island/)	183,257		2,890		N/A	N/A	172,988	2,728	5,8
42	South Dakota (/coronavirus/usa/south-dakota/)	159,343		2,281		150,566	6,496	180,118	2,578	1,6
43	North Dakota (/coronavirus/usa/north-dakota/)	155,154		1,815		150,170	3,169	203,598	2,382	5
44	Delaware (/coronavirus/usa/delaware/)	147,875		2,141		137,749	7,985	151,859	2,199	8
45	New Hampshire (/coronavirus/usa/new-hampshire/)	144,626		1,622		136,538	6,466	106,365	1,193	3,3
46	Alaska (/coronavirus/usa/alaska/)	139,835		801		94,391	44,643	191,150	1,095	3,4
47	Maine (/coronavirus/usa/maine/)	111,145		1,230		N/A	N/A	82,684	915	3,6

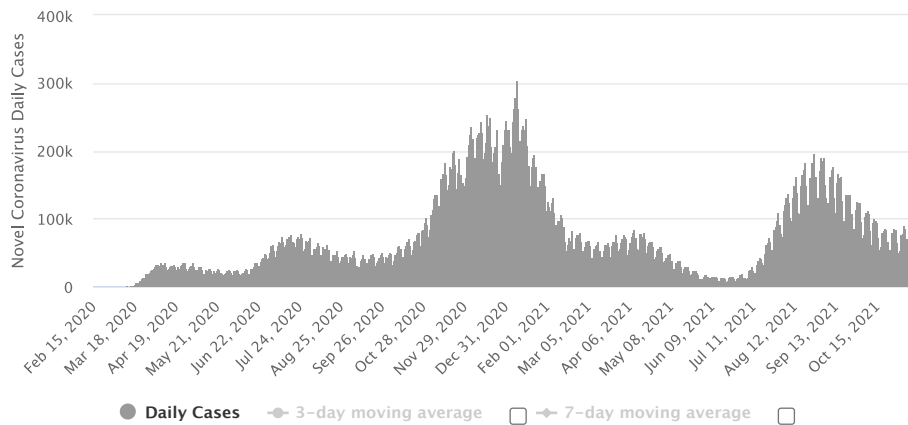
48	(/coronavirus/usa/wyoming/)									
49	Hawaii (/coronavirus/usa/hawaii/)	85,790		977		N/A	N/A	60,592	690	2,6
50	District Of Columbia (/coronavirus/usa/district-of-columbia/)	65,371		1,194		N/A	N/A	92,626	1,692	2,2
51	Vermont (/coronavirus/usa/vermont/)	44,801		393		37,356	7,052	71,798	630	2,4
52	Puerto Rico	186,543		3,257		148,253	35,033	55,077	962	3,0
53	Guam	18,913		258		16,662	1,993			2
54	United States Virgin Islands	7,357		84		7,190	83			2
55	Northern Mariana Islands	183		2		N/A	N/A			
56	American Samoa	4				4	0			
57	US Military	387,569		597		371,465	15,507			
58	Veteran Affairs	373,810		16,434		351,149	6,227			5,4
59	Federal Prisons	56,657		273		N/A	N/A			1
60	Navajo Nation	37,966		1,507		35,617	842			3
61	Grand Princess Ship	122		7		115	0			
62	Wuhan Repatriated	3				3	0			
63	Diamond Princess Ship	46				46	0			
	Total:	47,916,190		783,565		37,918,301	9,214,324	144,761	2,367	720,8

Total Coronavirus Cases in the United States



Daily New Cases

Cases per Day
Data as of 0:00 GMT+0

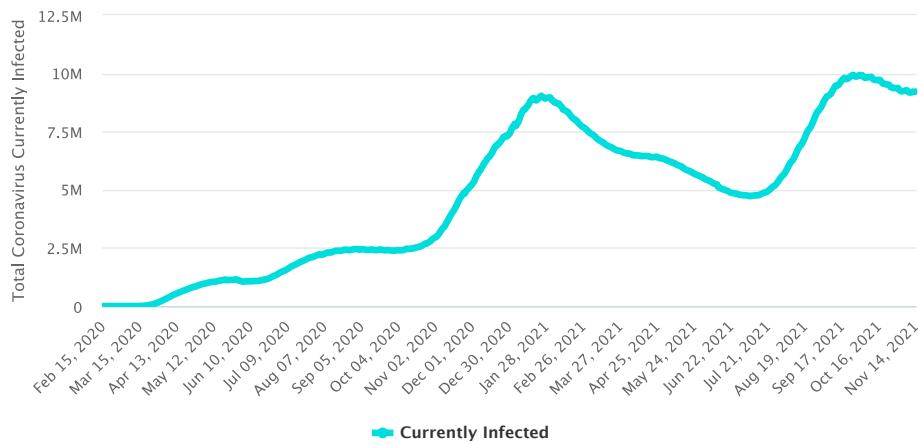


See also: [Daily Deaths Graph](#)

Active Cases in the United States

Active Cases

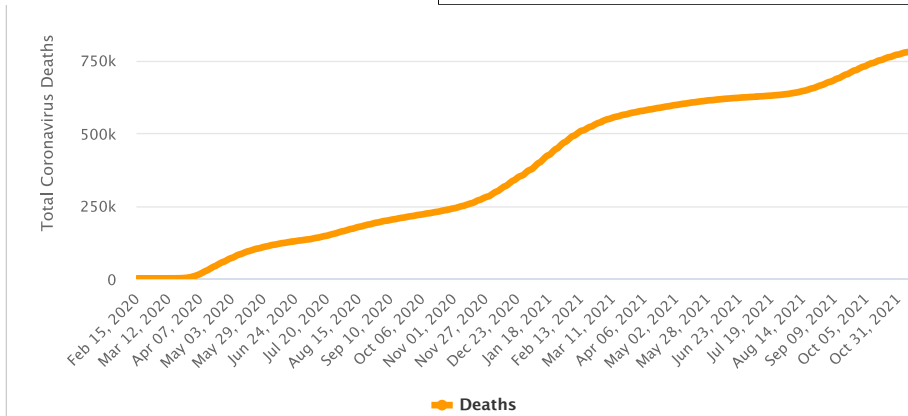
(Number of Infected People)



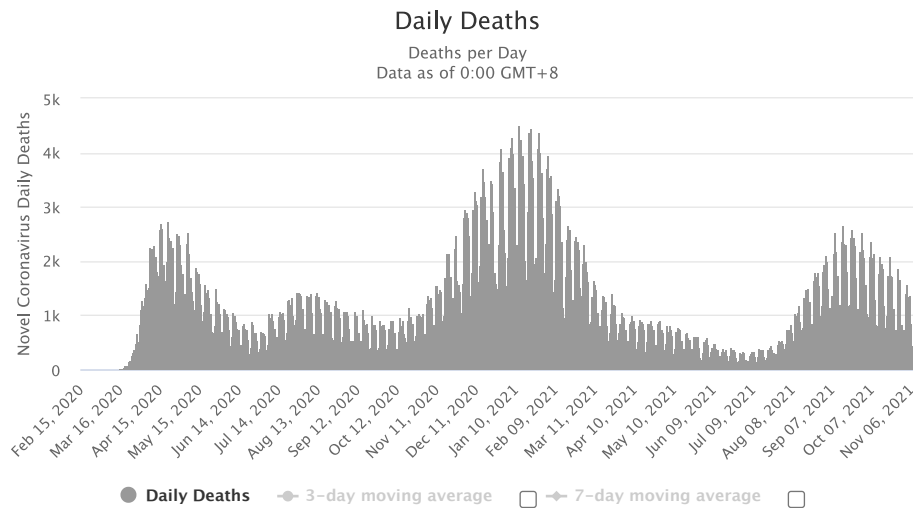
Total Coronavirus Deaths in the United States

linear

logarithmic



Daily New Deaths in the United States



See also: [Daily Cases Graph](#)

Latest News

November 14 (GMT)


Updates

- 24,193 new cases and 126 new deaths in [the United States \(/coronavirus/country/us/\)](#)

November 13

November 12

November 11

[View More News](#) 

Historical account of the initial stages of the epidemic in the United States

Content:

- First 20 cases in the United States
- Progression of first suspected cases
- Timeline of initial events
- Sources for the historical account

First 20 cases in the United States

Information collected on the first 20 domestic cases (not including repatriated cases and Diamond Princess cruise ship evacuee cases) is presented in the table below:

State	Cases	Sex	Age	Date	Case #	Location	Source
Oregon	1			Feb. 29	17 th	Washington C.	
Washington	2			Feb. 29	18, 19 th		
	1	M	30s	Jan. 21	1 st	Snohomish	[7]
Illinois	1			Mar. 1	20 th		
	1	M	60s	Jan. 30	6 th	Chicago	[12]
	1	F	60s	Jan. 24	2 nd	Chicago	[8]
California	2	unkn.	unkn.	Jan. 26	3 rd , 4 th	Orange C., L.A.	[9]
	1	M	adult	Jan. 31	7 th	Santa Clara C.	[17][18]
	1	F	unkn.	Feb. 2	9 th	Santa Clara C.	
	1	M	57	Feb. 2	10 th	San Benito C.	
	1	F	57	Feb. 2	11 th	San Benito C.	
	1		65	Feb. 28	16 th	Santa Clara C.	
	1			Feb. 21	13 th	Humboldt C.	
	1			Feb. 21	14 th	Sacramento C.	
	1			Feb. 26	15 th	[Northern California]	
Massachusetts	1	M	20s	Feb. 1	8 th	Boston	[16]
Arizona	1	unkn.	student	Jan. 26	5 th	Maricopa County	
Wisconsin	1			Feb. 5	12 th	Madison	

Patients Under Investigation (PUI) in the United States

As of Feb. 10:

<i>Number of U.S. States with PUI</i>	<i>36</i>
Positive	12
Negative	318
Pending (specimens awaiting testing)	68
TOTAL	398

As of Feb. 7:

<i>Number of U.S. States with PUI</i>	<i>36</i>
Positive	12
Negative	225
Pending (specimens awaiting testing)	100
TOTAL	337

As of Feb. 5:

<i>Number of U.S. States with PUI</i>	<i>36</i>
Positive	11
Negative	206
Pending (specimens awaiting testing)	76
TOTAL	293

As of Feb. 3:

<i>Number of U.S. States with PUI</i>	<i>36</i>
Positive	11
Negative	167
Pending (specimens awaiting testing)	82
TOTAL	260

As of January 31:

<i>Number of U.S. States with PUI</i>	<i>36</i>
Positive	6
Negative	114
Pending (specimens awaiting testing)	121
TOTAL	241

Previously, as of January 29, there were 92 suspected cases awaiting testing.

<i>Number of U.S. States with PUI</i>	<i>36</i>
Positive	5
Negative	68
Pending (specimens awaiting testing)	92
TOTAL	165

As of Jan. 31, the Wuhan coronavirus is officially a public health emergency in the United States. Alex Azar, secretary of the US Department of Health and Human Services (HHS), announced at a White House press briefing.

- **⚠️** On Jan. 31, the U.S. Centers for Disease Control and Prevention (CDC) **issued a federal quarantine for 14 days** affecting the 195 American evacuees from Wuhan, China. Starting Sunday, Feb. 2, U.S. citizens, permanent residents and immediate family who have visited China's Hubei province will undergo a **mandatory 14 days quarantine** and, if they have visited other parts of China, they would be screened at airports and asked to self-quarantine for 14 days. The last time the CDC had issued a quarantine was over 50 years ago in the 1960s, for smallpox.
- **⚠️** President Donald Trump signed an order on Jan. 31 for the U.S. to **deny entry to foreign nationals who traveled to China** within the preceding two weeks, aside from the immediate family of U.S. citizens.
- On Jan. 30, the CDC had confirmed the **first case of person to person transmission in the U.S.:** ^[12] the husband of the Chicago, Illinois case who had returned from Wuhan, China on Jan. 13 and who tested positive for the virus on Jan. 24).
- CDC stated on Jan. 30 that "It is likely there will be more cases of 2019-nCoV reported in the U.S. in the coming days and weeks, including more person-to-person spread."^[12]
- The virus had been confirmed in **5 states**.
- On Jan. 31, **New York City** health officials vehemently denied the rumor regarding a coronavirus case in the city ^[13]. On Feb. 1, however, the city's health commissioner did report that there was a test being performed on a person under 40 who had returned from China, developed matching symptoms, and tested negative to the seasonal flu.
- **Most US patients had recently visited Wuhan.**
- All of the first five U.S. cases were described as **mild**.
- A study on the first US case of novel coronavirus detailed mild symptoms followed by pneumonia (https://www.cnn.com/2020/01/31/health/washington-coronavirus-study-nejm/index.html?utm_term=link&utm_medium=social&utm_content=2020-02-01T00)

U.S. Airlines suspended ALL flights between the U.S. and China

On Friday, January 31, Delta, American and United announced they would temporarily suspend all of their mainland China flights in response to the coronavirus outbreak.^[14]

Prior to this January 31 announcement:

- **UNITED AIRLINES**
on Jan. 28 had announced it would cut 24 flights between the U.S. and China for the first week of February.
- **AMERICAN AIRLINES**
on Jan. 29 had announced it would suspend flights from Los Angeles to Shanghai and Beijing from Feb. 9 through March 27, 2020. It will maintain its flight schedules (10 daily A/R) from Dallas-Fort Worth to Shanghai and Beijing, as well as from Los Angeles and Dallas-Fort Worth to Hong Kong.
- **DELTA**
had not adjusted its schedule of direct flights from the U.S. to China. It is the only airline with direct flights to not take action so far.

The White House was considering issuing a ban on flights between the United States and China, as of late Jan. 28^[11]. Italy has announced on January 31 that it was suspending all flights to and from China following the first 2 cases of coronavirus in Italy.

Travel Alert: Do Not Travel to China

- The U.S. State Department on January 30 issued a **Level 4: Do Not Travel to China Alert** (<https://travel.state.gov/content/travel/en/traveladvisories/traveladvisories/china-travel-advisory.html>) ^[4] (the highest level of alert).
- Previously, on January 29, the advisory was set at a lower "Level 3: Reconsider Travel" advising not to travel to Hubei Province: (Level 4) and reconsider travel to the remainder of China (Level 3).
- The CDC on Jan. 28 issued a Level 3 Warning (<https://wwwnc.cdc.gov/travel/notices/warning/novel-coronavirus-china>), recommending that travelers **avoid all nonessential travel to China** ^[5].

Screening incoming passengers at 20 airports in the U.S.


Below is the complete list of airports where screening for the 2019 Novel Coronavirus (2019-nCoV) is in place.

- Los Angeles International (LAX)
- San Francisco International (SFO)
- Chicago O'Hare
- New York JFK
- Atlanta Hartsfield-Jackson International
- Houston George Bush Intercontinental
- Dallas-Fort Worth International
- San Diego International
- Seattle-Tacoma International
- Honolulu International
- Anchorage Ted Stevens International
- Minneapolis-St. Paul International
- Detroit Metropolitan
- Miami International
- Washington Dulles International
- Philadelphia International
- Newark Liberty International
- Boston Logan International
- El Paso International
- Puerto Rico's San Juan Airport


Sources for the historical account

1. Novel Coronavirus (2019-nCoV) situation reports (<https://www.who.int/emergencies/diseases/novel-coronavirus-2019/situation-reports/>) - World Health Organization (<https://www.who.int/>) (WHO)
2. 2019 Novel Coronavirus (2019-nCoV) in the U.S (<https://www.cdc.gov/coronavirus/2019-ncov/cases-in-us.html>) - U.S. Centers for Disease Control and Prevention (<https://www.cdc.gov/>) (CDC)
3. Symptoms of Novel Coronavirus (2019-nCoV) (<https://www.cdc.gov/coronavirus/2019-ncov/about/symptoms.html>) - CDC
4. China Travel Advisory (<https://travel.state.gov/content/travel/en/traveladvisories/traveladvisories/china-travel-advisory.html>) - U.S. State Department, accessed January 31, 2020.
5. Novel Coronavirus in China - Warning - Level 3, Avoid Nonessential Travel (<https://wwwnc.cdc.gov/travel/notices/warning/novel-coronavirus-china>) - CDC, January 28, 2020.
6. Public Health Screening to Begin at 3 U.S. Airports for 2019 Novel Coronavirus ("2019-nCoV") (<https://www.cdc.gov/media/releases/2020/p0117-coronavirus-screening.html>) - CDC January 17, 2020
7. First Travel-related Case of 2019 Novel Coronavirus Detected in United States (<https://www.cdc.gov/media/releases/2020/p0121-novel-coronavirus-travel-case.html>) - CDC, January 21, 2020
8. Second Travel-related Case of 2019 Novel Coronavirus Detected in United States (<https://www.cdc.gov/media/releases/2020/p0124-second-travel-coronavirus.html>) - CDC, January 24, 2020
9. CDC confirms additional cases of 2019 Novel Coronavirus in United States (<https://www.cdc.gov/media/releases/2020/s0126-coronavirus-new-cases.html>) - CDC, January 26, 2020
10. 2019 Novel Coronavirus (2019-nCoV) in the U.S. (<https://www.cdc.gov/coronavirus/2019-ncov/cases-in-us.html>) - CDC, Updated January 29, 2020

-
13. NYC Officials Deny Report Of Coronavirus Amid Confusion (<https://www.forbes.com/sites/sergeikobrikov/2020/01/31/nyc-officials-deny-report-of-coronavirus-amid-confusion/#351e47b5652c>) - Forbes, Jan. 31, 2020
 14. Delta, American, United to suspend all China mainland flights as coronavirus crisis grows (<https://eu.usatoday.com/story/travel/2020/01/31/coronavirus-china-flight-ban-delta-cuts-all-flights-white-house/4620989002/>) - USA Today, Jan. 31, 2020
 15. Secretary Azar Declares Public Health Emergency for United States for 2019 Novel Coronavirus (<https://www.hhs.gov/about/news/2020/01/31/secretary-azar-declares-public-health-emergency-us-2019-novel-coronavirus.html>) - U.S. Department of Health and Human Services (HHS), Jan. 31, 2020
 16. Man returning from Wuhan, China is first case of 2019 Novel Coronavirus confirmed in Massachusetts (<https://www.mass.gov/news/man-returning-from-wuhan-china-is-first-case-of-2019-novel-coronavirus-confirmed-in>) - Massachusetts Department of Public Health, Feb. 1, 2020
 17. County of Santa Clara Public Health Department Reports First Case of Novel (new) Coronavirus (<https://www.sccgov.org/sites/phd/news/Pages/novel-coronavirus-1-31-2020.aspx>) - Santa Clara County Public Health, Jan. 31, 2020
 18. Coronavirus: First case confirmed in Santa Clara County (<https://www.mercurynews.com/2020/01/31/santa-clara-coronavirus/>) - Mercury News, Jan. 31. 2020







worldometer (/)

[about \(/about/\)](#) | [faq \(/faq/\)](#) | [languages \(/languages/\)](#) | [contact \(/contact/\)](#) | [report coronavirus cases \(/report_us/\)](#)



[\(/newsletter-subscribe/\)](#)



[\(/https://twitter.com/Worldometers\)](https://twitter.com/Worldometers)



[\(/https://www.facebook.com/Worldometers.info\)](https://www.facebook.com/Worldometers.info)

© Copyright Worldometers.info - All rights reserved - Disclaimer & Privacy Policy (/disclaimer/)

